
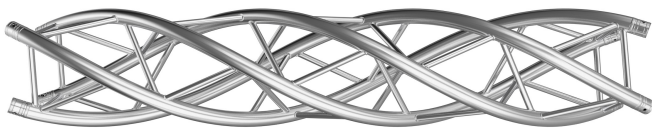
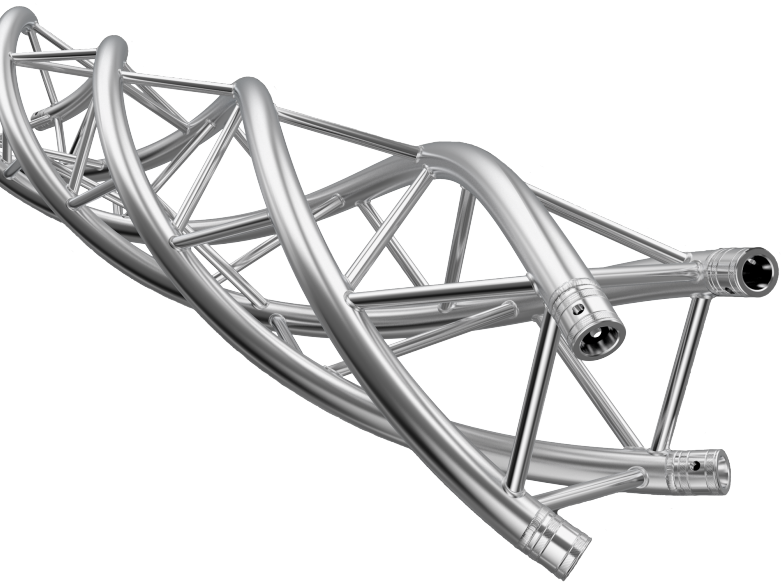


F34 DNA



Cosmic Truss has developed the completely unique twisted truss design we call DNA Truss.


The DNA Truss is designed to bring truss to the forefront of scenic designs, creating a stunning contrast to traditional 4-point box truss.

DNA Truss is currently available in F34 sizing, matching any F34 pieces already on the market. Adapter pieces are available to connect DNA to standard F34 box truss.

Additionally, special angled conicles will allow users to connect F34 truss with the curved DNA pieces.

Technical Data

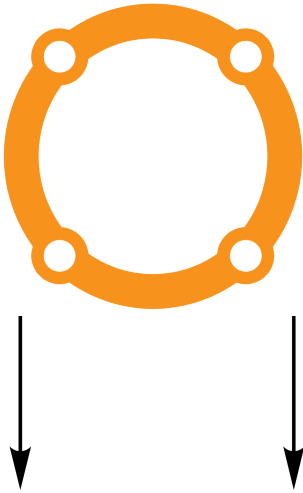
Pipe diameter:	1.96"
Wall thickness:	0.08"
Material:	AlMgSi F31/T6082
Connectors:	Included



@cosmictruss

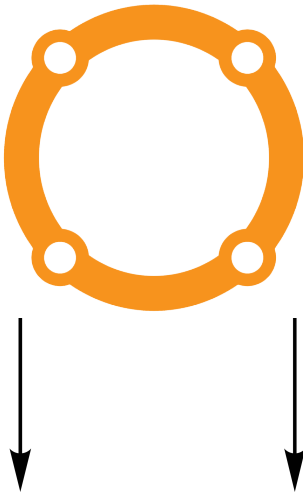


F34 DNA



Span	Uniform distribution load	Deflection	Third point load	Deflection
Feet	Pounds/ft	Inches	Pounds/ft	Inches
6.6	152.3	0.2	219.1	0.2
9.8	69.5	0.3	132.3	0.3
13.1	36.1	0.5	92.2	0.5
16.4	22.7	0.7	68.2	0.7
19.6	14	1	52.1	0.9
23	9.4	1.4	40.8	1.3
26.2	6.7	1.8	32.1	1.7
29.5	2	2.2	24.1	2.1

F34 DNA P



Span	Uniform distribution load	Deflection	Third point load	Deflection
Feet	Pounds/ft	Inches	Pounds/ft	Inches
6.6	232.5	0.2	330	0.2
9.8	105.5	0.3	204.4	0.3
13.1	56.1	0.5	140.3	0.4
16.4	34.1	0.7	105.5	0.6
19.6	22.1	0.9	79.5	0.8
23	14.7	1.3	62	1.1
26.2	10	1.7	47.4	1.5
29.5	3	2	36	1.9

